



Answer to wide-range application from inclusion into a system to plant facilities.




The SK Series are small-sized diaphragm metering pumps suitable for most chemical feeding purposes including water treatment of up to 1 l/min. capacity.

Designed to be light-weight and compact in size, the pumps in SK series are not only most suitable for inclusion into a system, but are also very durable and can withstand severe operating environments such as plant facilities as they have a fully closed structure for outdoor applications.



Note: Base shown on photos is optional accessory.

Construction



Pump heads

Three types of pump head materials are available, PVC for acid and alkaline, PVDF for strong acid, and stainless steel for solvent. For the connection of the most widely used PVC type pump head, a flange and a tube are available. Another type of applicable tube besides PVC braided tube, is polyethylene

Motor

Available in two types: a 65W 3 phase outdoor use and single phase indoor use. An IEC motor can be set up.


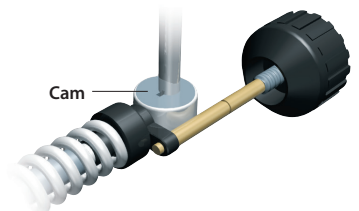
Drive component

Driving unit components including the reducer, cam, etc., are built in a small but rigid sealed housing made of diecast. Oil bath lubrication is employed inside the driving unit.

Reducer : Noise is extremely low with the use of high-precision helical gears, and durability is extremely high.

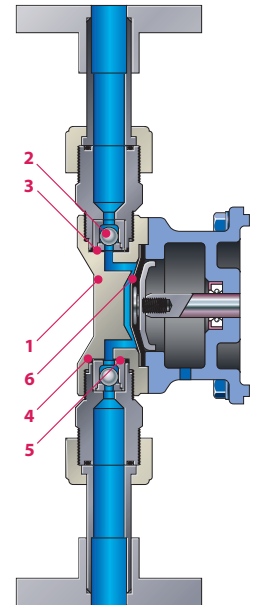
Stroke adjustment

With the micrometer style stroke adjustment system employed, the stroke rate can be set from 0 to 100% in increments of 2.5%.



Wet-end materials

	PVC type			PVDF type	SUS type
	VC	VH	VS	TC	S6
	For acid	For alkaline	For viscous liquid/slurry	For strong acid	For solvent
1 Pump head	PVC	PVC	PVC	PVDF	SUS316
2 Valve	Ceramic	HC	HC	Ceramic	HC
3 Valve seat	FKM	EPDM	SUS316	FKM	SUS316
4 O ring	FKM	EPDM	EPDM	FKM	—
5 Valve gasket	PTFE				
6 Diaphragm	PTFE+EPDM (EPDM is not to be subject to liquid contact)				
Liquid examples	Hydrochloric acid, sulfuric acid, sodium hypochlorite	Caustic soda, coagulant (of low viscosity)	Calcium hydroxide, high-molecular coagulant	Concentrated sulfuric acid, hydrofluoric acid	Organic solvent
Material symbols PVC : Vinyl chloride resin HC : Hastelloy C276 PTFE : Polytetrafluoroethylene PVDF : Vinylidene fluoride resin FKM : Fluoro rubber SUS : Stainless steel EPDM : Ethylene propylene rubber					



Pump identification

SK - S 3 2 VC - 33 S

1 2 3 4 5 6 7

1 Series name Metering pump SK series	3 Pump head size 1 : Model 1 2 : Model 2 3 : Model 3 4 : Model 4	4 Reduction rate 1 : 1/27 2 : 1/15	5 Material symbol VC, VH, VS, TC, S6 (See the material table.)	6 Motor 32, 33, 34, 11, 12 (See the motor spec. table.)	7 Special arrangement symbol S : Special version
--	---	---	--	---	---

Specifications

Pump model	Discharge L/min		Max. discharge pressure MPa		Stroke speed spm		Max. stroke length mm	Connection		Motor output W	Mass kg		
	50Hz	60Hz	PVC/PVDF	SUS	50Hz	60Hz		Flange	Tube		PVC/PVDF	SUS	
									PVC				PE
SK-11	0.022	0.026	1.0	1.5	53	64	1.5	15A JIS10K	Ø4×Ø9	Ø4×Ø6	65	8	10
SK-21	0.055	0.066	1.0	1.5	53	64	2.0						
SK-22	0.010	0.12	1.0	1.5	96	116	4.0	JIS16K in the case of SUS	Ø8×Ø13.5	Ø9×Ø12	65	9	11
SK-31	0.26	0.31	0.4	1.0	53	64							
SK-32	0.46	0.55	0.4	0.7	96	116	5.0	JIS16K in the case of SUS	Ø12×Ø18	Ø12×Ø16	65	10	12
SK-41	0.61	0.73	0.5	0.5	53	64							
SK-42	1.10	1.32	0.3	0.3	96	116							

- The discharge amount is based on pump operation at the max. stroke speed using clean water at room temperature.
- The max. discharge pressure of the SK-41 tube style connection is 0.3 MPa.
- Performance specifications:
Quantitative accuracy : within 2% (at FS), **Self-priming** : within 2 m (at FS),
Liquid temperature : 0 - 50°C for PVC/PVDF type, 0 - 80°C for SUS type, **Ambient temperature** : 0 - 40°C
- The discharge amount of VS type may be approx. 15% less than the above shown.
- For viscous liquid or slurry liquid, please contact IWAKI.

Specifications of original motor for SK-S type

Code	Motor type	Output, phase, polarity, and insulation class	Voltage and frequency
32	Totally enclosed outdoor type	65W, 3 phase, 4 pole, B class	200/200/220V 50/60/60Hz
33			380/380/415V 50/60/50Hz
34			400/400/440V 50/60/60Hz
11	Single-phase indoor type	65W, 1 phase, 4 pole, B class	100/100/110V 50/60/60Hz
12			220/220/230V 50/60/50Hz

Note : SK-S type is a pump with a original flanged motor.

Optional accessories / example of piping

1. Air chamber

Model A



PVC type



SUS type

2. Relief valve

Model RV



PVC flange type



PVC tube type


3. Back pressure valve

Model BV



PVC flange type

4. Y-shaped strainer



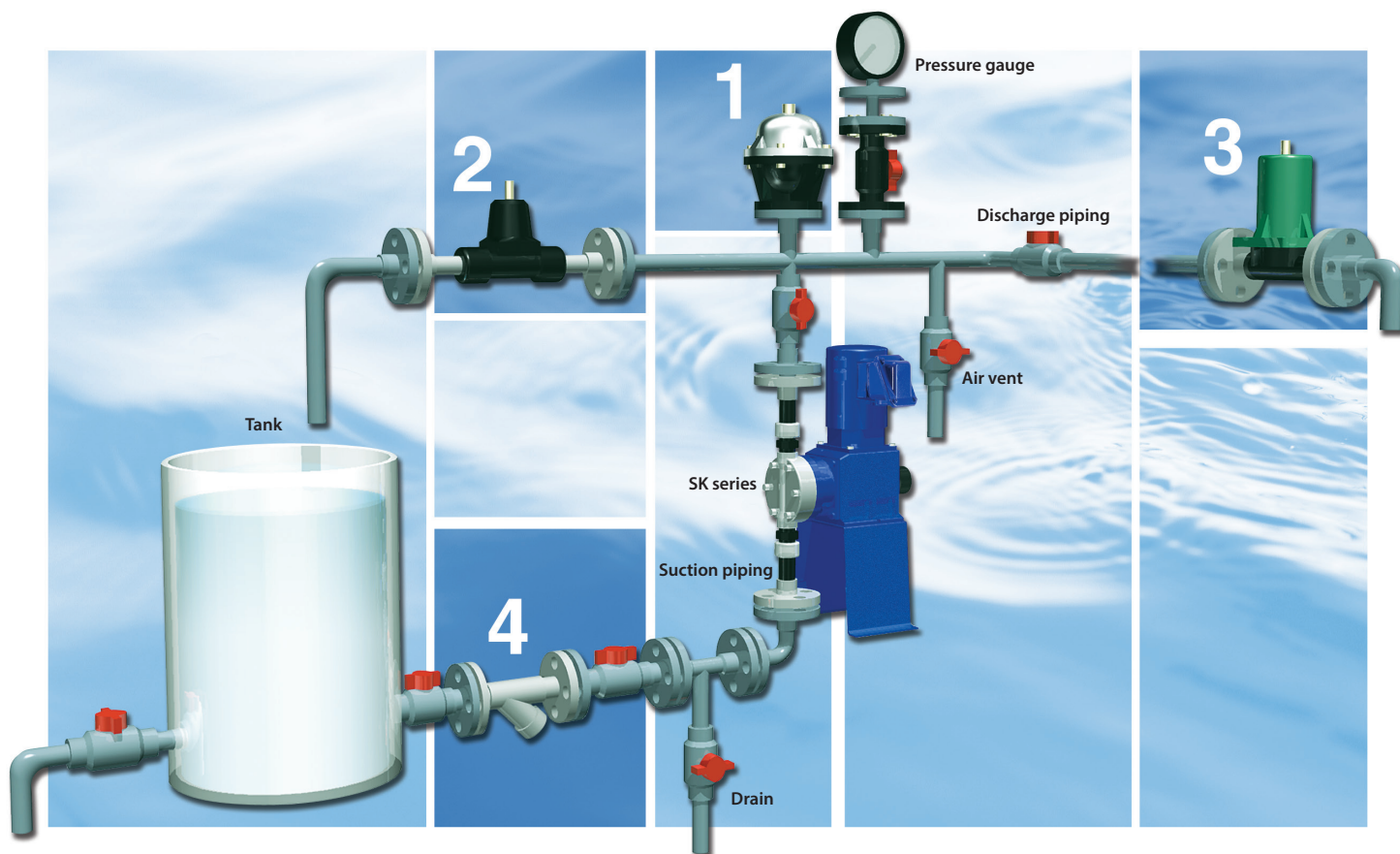

PVC type

Tube flange



Flow checker

Model FC



Specifications of optional accessories

Air chamber

Material	Model	Capacity L/min	Max. pressure MPa	Connection	
PVC	A-1V□	1.0	0.5	JIS-10K15A-25A (Common)	Flange
SUS	A-05S6-15	0.5	0.9	JIS10K15A	
	A-1S6-15	1.5			

Back pressure valve

Material	Model	Flow rate range L/min	Set pressure MPa	Connection	
PVC	BV-1P□L-4H	0.005 - 1.0	0.05 - 0.2	Ø4×Ø9	Tube (PVC)
	BV-1P□-4H		0.2 - 0.8		
	BV-1P□L-8H		0.05 - 0.2	Ø8×Ø13.5	
	BV-1P□-8H		0.2 - 0.8		
	BV-1P□L-12H		0.05 - 0.2	Ø12×Ø18	
	BV-1P□-12H		0.2 - 0.8		
	BV-3P□-12H	0.03 - 3.0	0.1 - 0.8	Ø12×Ø18	Tube (PE)
	BV-1P□L-4P	0.005 - 1.0	0.05 - 0.2	Ø4×Ø6	
	BV-1P□-4P		0.2 - 0.8		
	BV-1P□L-9P		0.05 - 0.2	Ø9×Ø12	
	BV-1P□-9P		0.2 - 0.8		
	BV-1P□L-12P	0.005 - 1.0	0.05 - 0.2	Ø12×Ø16	
	BV-3P□-12P	0.03 - 3.0	0.1 - 0.8	Ø12×Ø16	
	BV-1P□L-15	0.005 - 1.0	0.05 - 0.2	JIS10K15A	
BV-1P□-15	0.2 - 0.8				
BV-3P-15	0.03 - 3.0	0.1 - 0.8			
PVDF	BV-1TVL-15	0.005 - 1.0	0.05 - 0.2	JIS10K15A	Flange
	BV-1TV-15	0.005 - 1.0	0.2 - 0.8		
	BV-3T□-15	0.00125 - 3.0	0.1 - 0.8		
	BV-7T□-15	0.2 - 7.5	0.05 - 0.8		
SUS	BV-2S6-15	0.02 - 2.0	0.05 - 0.8	JIS10・16K15A	Flange

Relief valve

Material	Model	Max. capacity L/min	Set pressure MPa	Connection	
PVC	RV-1P□-4H	1.0	0.3 - 0.8	Ø4×Ø9	Tube (PVC)
	RV-1P□-8H			Ø8×Ø13.5	
	RV-1P□-12H	Ø12×Ø18			
	RV-3P□-12H	Ø12×Ø18			
	RV-1P□-4P	1.0	0.3 - 0.8	Ø4×Ø6	Tube (PE)
	RV-1P□-9P	1.0	0.3 - 0.8	Ø9×Ø12	
	RV-3P□-12P	3.0	0.3 - 1.0	Ø12×Ø16	Flange
	RV-1P□-15	1.0	0.3 - 0.8	JIS10K15A	
RV-1P□B-15	0.8 - 1.0				
RV-3P-15	3.0	0.3 - 1.0			
PVDF	RV-1TV-15	1.0	0.3 - 0.8	JIS10K15A	Flange
	RV-3T□-15	3.0	0.3 - 1.0		
	RV-7T□-15	7.5	0.3 - 0.8		
SUS	RV-2S6-15	2.0	0.3 - 0.8	JIS10・16K15A	Flange
	RV-2S6B-15		0.8 - 1.5		

Tube flange

Material	Model	Tube connection	Material			
			Flange	Body	Rubber	
PVC	15FX4 (4X9)	Ø4×Ø9	Tube (PVC)	JIS10K15AFF	PVC	—
	15HF□X8	Ø8×Ø13.5				FKM/EPDM
	15HFX12	Ø12×Ø18				—
	15FX4 (4X6)	Ø4×Ø6	Tube (PE)			FKM/EPDM
	15HF□X9P	Ø9×Ø12				—
	15HFX12P	Ø12×Ø16				—

Note

- : Symbol for material of O-Ring ("V" for FKM or "E" for EPDM)
- Material of diaphragm of RV/BV is PTFE except RV/BV-1P type used synthetic rubber.
- Rigid PVC chamber may be deteriorated by ultraviolet ray or the applied chemical liquid over a long period of time. The chamber should be replaced every three years to guarantee safety.

Standard accessories

- Pump installation bolt (SUS) × 4
- PVC tube of 4 m length, provided with PVC tube type only



Back pressure valve with check valve

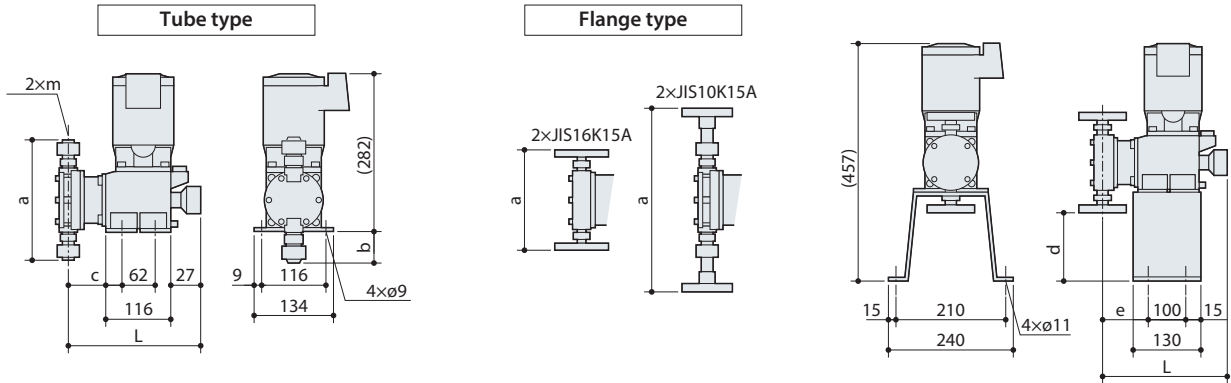


Strainer

Models	SK-11, 21, 22	SK-31, 32	SK-41, 42	Applicable pump
Pump installation bolt (SUS)		M8 × 25		All models
Back pressure valve with check valve	BVC-1P□L-4H	BVC-1P□L-8H	BVC-1P□L-12H	PVC tube type
Strainer	S-V4H	S-V8H	S-V12H	
PVC tube	Ø4 × Ø9 4m	Ø8 × Ø13.5 4m	Ø12 × Ø18 4m	Polyethylene tube type
Back pressure valve with check valve	BVC-1P□L-4P	BVC-1P□L-9P	BVC-1P□L-12P	
Strainer	S-V4P	S-V9P	S-V12P	

- : Symbol for material of O-Ring ("V" for FKM or "E" for EPDM)

Dimensions in mm



Type	Tube type							Flange type											
	PVC							PVC, PVDF						SUS					
	a	b	c	d	e	L	m	a	b	c	d	e	L	a	b	c	d	e	L
SK-1	146	18	90	157	64	237	Note	256	73	90	102	64	237	186	38	88	137	62	234
SK-2	164	27	92	148	66	239		273	82	92	94	66	239	151	21	90	155	64	236
SK-3	199	44	96	131	70	244		309	99	96	76	70	244	168	29	96	146	70	244
SK-4	225	57	95	118	69			335	112	95	63	69		184	37		138		

Note : Refer to the specifications table for "m" dimension (connection). For the dimension of stainless steel type, please contact IWAKI.

IWAKI CO., LTD. 6-6 Kanda-Sudacho 2-chome Chiyoda-ku Tokyo 101-8558 Japan TEL : (81)3 3254 2935 FAX : 3 3252 8892

IWAKI has global net work. Please find your distributor location at

www.iwakupumps.jp

European office : IWAKI Europe GmbH
 Germany : IWAKI Europe GmbH
 Holland : IWAKI Europe GmbH (Netherlands Branch)
 Italy : IWAKI Europe GmbH (Italy Branch)
 Spain : IWAKI Europe GmbH (Spain Branch)
 Belgium : IWAKI Belgium N.V.
 Denmark : IWAKI Nordic A/S
 Finland : IWAKI Suomi Oy
 France : IWAKI France S.A.
 Norway : IWAKI Norge AS
 Sweden : IWAKI Sverige AB

TEL: (49)2154 9254 0 FAX: 2154 9254 48
 TEL: (49)2154 9254 50 FAX: 2154 9254 55
 TEL: (31)74 2420011 FAX: (49)2154 925448
 TEL: (39)0444 371115 FAX: 0444 335350
 TEL: (34)93 37 70 198 FAX: 93 47 40 991
 TEL: (32)13 67 02 00 FAX: 13 67 20 30
 TEL: (45)48 24 2345
 TEL: (358)9 2745810
 TEL: (33)1 69 63 33 70 FAX: 1 64 49 92 73
 TEL: (47)23 38 49 00
 TEL: (46)8 511 72900

()Country codes

U.S.A. : IWAKI America Inc.
 Argentina : IWAKI America Inc. (Argentina Branch)
 Brasil : IWAKI Do Brasil Comercio De Bombas Hidraulicas LTDA.
 Singapore : IWAKI Singapore Pte Ltd.
 Indonesia : IWAKI Singapore (Indonesia Office)
 Malaysia : IWAKI Sdn. Bhd.
 Australia : IWAKI Pumps Australia Pty Ltd.
 Hong Kong : IWAKI Pumps Co., Ltd.
 China : GFTZ IWAKI Engineering & Trading Co., Ltd.
 : IWAKI Pumps (Shanghai) Co., Ltd.
 Korea : IWAKI Korea Co., Ltd.
 Taiwan : IWAKI Pumps Taiwan Co., Ltd.
 Thailand : IWAKI (Thailand) Co., Ltd.

TEL: (1)508 429 1440 FAX: 508 429 1386
 TEL: (54)11 4745 4116
 TEL: (55)19 3244 5900 FAX: 19 3244 5900
 TEL: (65)6316 2028 FAX: 6316 3221
 TEL: (62)21 6906606 FAX: 21 6906612
 TEL: (60)3 7803 8807 FAX: 3 7803 4800
 TEL: (61)2 9899 2411 FAX: 2 9899 2421
 TEL: (852)2607 1168 FAX: 2607 1000
 TEL: (86)20 84350603 FAX: 20 84359181
 TEL: (86)21 6272 7502 FAX: 21 6272 6929
 TEL: (82)2 2630 4800 FAX: 2 2630 4801
 TEL: (886)2 8227 6900 FAX: 2 8227 6818
 TEL: (66)2 322 2471 FAX: 2 322 2477

Caution for safety use:
 Before use of pump, read instruction manual carefully to use the product correctly.

Actual pumps may differ from the photos. Specifications and dimensions are subject to change without prior notice. For further details please contact us.

Legal attention related to export.

Our products and/or parts of products fall in the category of goods contained in control list of international regime for export control. Please be reminded that export license could be required when products are exported due to export control regulations of countries.

The posting and copying from this catalogue without permission is not accepted firmly.